



# Eni e-Procurement Portal and e-Business Services technical requirements



## Technical requirements

Before accessing the Eni e-Procurement web site you need to check that your Internet connection is suitable.

We recommend that your working station satisfies the technical requirements listed below.

### Hardware requirements

- CPU: Pentium or higher.

### Internet connection requirements

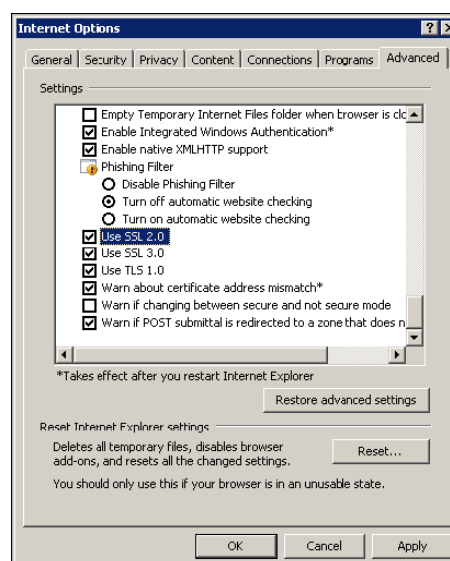
- Internet Service Provider for accessing Eni e-Procurement Service via browser. We advise you to have a high speed connection (ADSL).

### Browser requirements

- In order to access Eni e-Procurement Service you need:
  - **Microsoft Internet Explorer version 6.x to 9.x**  
OR
  - **Microsoft Internet Explorer 10.x** (with "Compatibility View" option enabled)  
OR
  - **Mozilla Firefox from version 2.0 to 8.0**

You can check your Internet Explorer version by selecting "?" / "Information on Internet Explorer".

- **SSL** (Secure Socket Layer, protocol for secure transaction) suitability is required. You can check whether you satisfy this requirement by selecting "Tools" -> "Options" -> "Advanced" from the Internet Explorer menu. The options "Use SSL 2.0" and "Use SSL 3.0" should be flagged.





- Cookies enabling is required: you can find instructions on this topic in the section "Help me" of the Eni e-Procurement portal, under the paragraph "Cookies"
- Saving encrypted pages to disk must be allowed. The instructions are available at the following address: [support.microsoft.com](http://support.microsoft.com)
- Resolution: the optimal resolution for the web site is 1024x768 pixel.

## Software requirements

- An active **e-mail address** is required so that you can receive e-mail notifications when a document is delivered.
- **Acrobat Reader** (8.0) is needed for opening *.pdf* files containing document notifications that might be received by mail.  
Acrobat Reader is available free of charge at the following address: [www.adobe.it/products/acrobat/readstep.html](http://www.adobe.it/products/acrobat/readstep.html)
- **Microsoft Office** is recommended. Free copies of the Microsoft Office viewers can be downloaded from [www.microsoft.com](http://www.microsoft.com)
- In order to use all the Service functionalities you need to install the **JRE Java Runtime Environment** applet:
  - Minimum release: 1.5.XX
  - The file can be downloaded on the SUN web site at the following address: [www.java.com](http://www.java.com)

## Digitally signed e-biddings and UE Tender Notice

- In order to access biddings ruled on Law-Decree nr. 163 of April 12 th, 2006, bidders must get a "Digital Signature Certificate" from the following certifiers:
  - Certifiers located in Italy (The public list of certifiers is available via internet on the DigitPA web site in the "Accredited certifiers list" section at the following address [www.digitpa.gov.it](http://www.digitpa.gov.it));
  - Certifiers having a stable seat in other EU Member States, certified under rules implementing "Directive nr. 1999/93/EC".
  - *Certifiers located in a No EU state*, if one of these 3 conditions occurs:
    1. This certifier fulfils the requirements coming from Directive 1999/93EC and is accredited in a Member State.
    2. The qualified certificate is guaranteed by a certifier located in EU, fulfilling the requirements stated in the Directive mentioned above.
    3. The qualified certificate or the certifier is recognized under a bilateral or multilateral agreement between EU and third countries or International Organisations



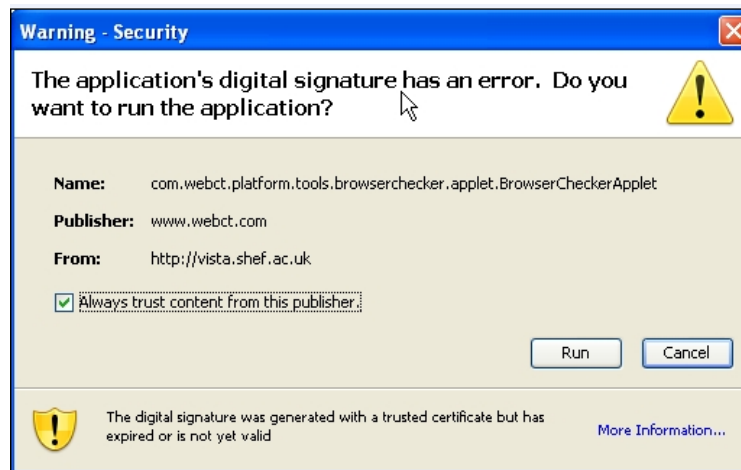
- Digital Signature starter kit
- Buyers will only need to get a software for reading digitally signed documents, downloadable from the "CNIPA" site.
- Technical requirements for digital signature recognition (only for UE Tender Notice):
  - Key length 1024 bit RSA signature
  - Hash function SHA-1
  - PKCS # 7 envelope encoding DER (binary)
  - Electronic certificate CER standard X.509, binary encoded
  - Digital signature in PKCS # 7 together with signed data in a single file (not detached)



## APPENDIX - Setting up Java

### JAVA CONFIGURATION

The following pop-up could appear during browsing:



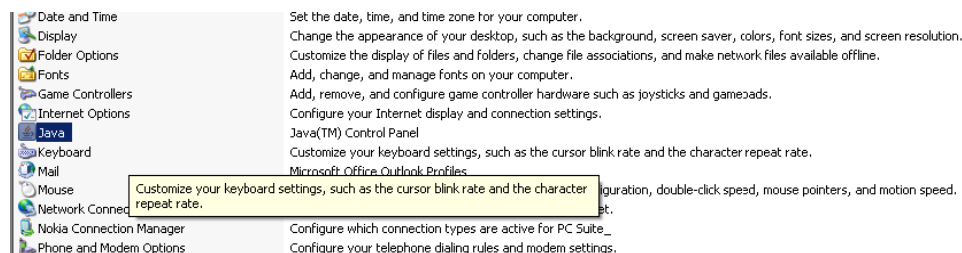
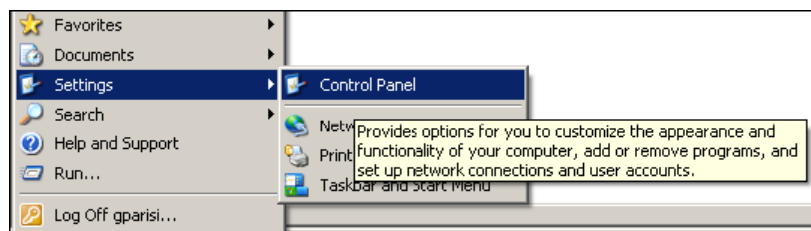
In order to allow the proper functioning of the application the user will tick "*Always trust content from the publisher*" and select "**Run**".

If you select "**Cancel**" follow the steps below.

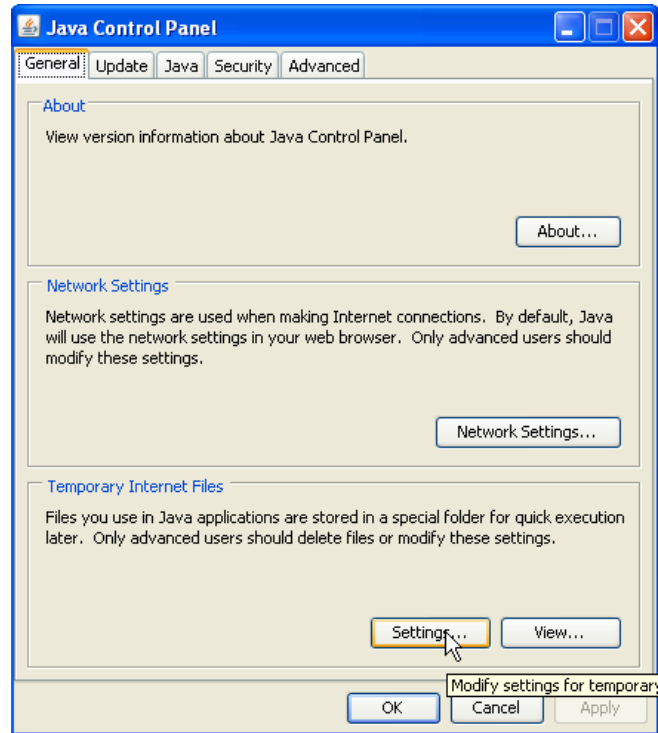
Open java from the Windows Control Panel:

select "Settings" from the "Temporary Internet files"(view procedure listed below):

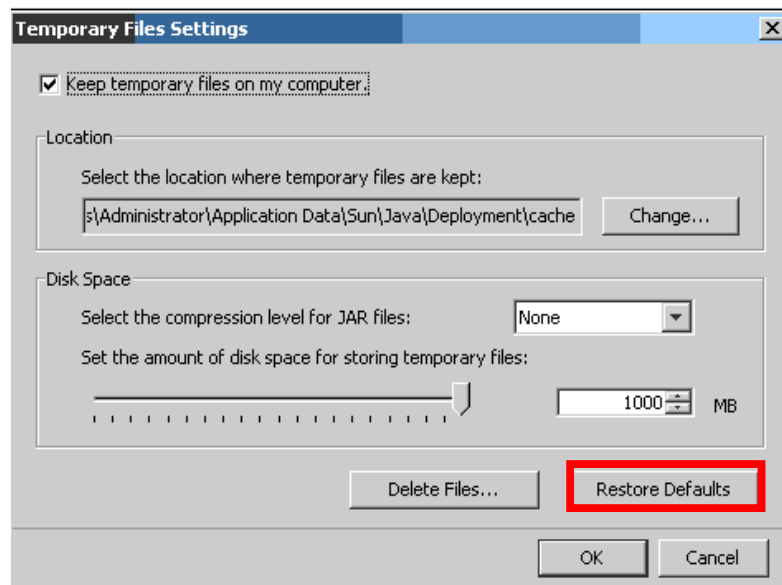
1.



This document belongs to Eni S.p.A. and his rights are *civilly* and *penally* reserved. File name ENI E-PROCUREMENT SERVICE-TECHNICAL REQUIREMENTS



Select **“Restore Default”** (as illustrated below):



This document belongs to Eni S.p.A. and his rights are *civilly* and *penally* reserved. File name ENI E-PROCUREMENT SERVICE-TECHNICAL REQUIREMENTS



Repeat the login to SRM and replay the steps required in order to insert attachments. You will be prompted again to accept the java applet to SAP. Afterwards select "**Run**."

